



6th gr. MAM.

2nd gr. *clay
"Cross"

ART LESSONS, Spring '11

Dear Parents, As we complete the '10-'11 school year, I would like to extend my gratitude to you, for the wonderful children I am so privileged to teach. They are an inspiration to me as an artist and art teacher! Have a wonderful, creative summer!

Thanks for your support! Sue Miller

Gr.1

Lesson: Clay Easter Basket, shape, form, process, color

Lesson: "Tissue paper Bottle Vase", colors, shapes

Lesson: "Mom's day" water color vase/flower painting

Lesson: 1st grade day; "primary color, robot"; torn paper, glue to create image

GR.2

Lesson: Clay Cross; Catholic symbol, discussion of Lent

*process, shape stamping, color

Lesson: recycle to make Mural of Rain Forest

*cut and torn magazine colors and shapes

*flowers, animals, plants...

Lesson: Pinwheel Art

3RD

Lesson: "Easter Cupcake or basket", clay form, color and process

*Artist reviewed, <http://www.smithsonianmag.com/arts-culture/Wayne-Thiebaud-is-Not-a-Pop-Artist.html>



Lesson: "Recycle for Earth Day" Create Spring Flower with recy

Lesson: "Recycled CD Art", designs with sharpies

Lesson: "Printmaking; Kite designs" *add crapas color to non printed areas

Lesson: "Pinwheel Art"

GR.4

*ARCHITECTURE", *Frank Lloyd Wright, Wi. Architect history

*video

Lesson: Draw new architecture plan

Lesson: "Create a New Building Structure", *cut paper, sketch idea, *texture- wallpaper scraps, *surrounding environment- paper

- *3D sculpture

5TH

Lesson: View; "Blitz Cartoons"


Lesson: CARTOONING; *practice characters, hair, facial expressions, body movement

Lesson: *create a story board, every day happening or a joke divided in frames *color, fill out rubric self evaluation

Lesson: Tooling Foil Aztec
Suns Materials:





Learning Objectives:
Draw a "Mexican style "Sun Face", add name "initials" in circular pattern for sun "rays" and designs



GR.8 Plaster Mask, Painting*Clay, Mexican sun Face

Gr.7, Wire Figures

Junior High Art Lessons Spring 2011



Lesson: Photography of SMS Columns, manipulate with PS Elements

Lesson: Review Greek Columns on projector/website

http://www.threes.com/index.php?option=com_content&view=article&id=20:greek-columns&catid=67:art-design&Itemid=42

*begin cutting recycled paper towel tubes and create Contemporary Column

*Plaster into one form, paint

Lesson: Draw a cylinder with shading, add designs to make column

<http://www.wikihow.com/Draw-a-Cylinderadding-to-create-Column-design>

Lesson: "Column collage"; photo, sculpture, drawing



Lesson:

<http://www.discover-how-to-draw.com/how-to-draw-3d-shapes-with-shading.html>

Lesson: Milw Art Mus tour; Write a review


Gr.7

LESSON: GIACOMETTI STYLE, "Figures in Motion"; wire, plaster, color, shape, form

<http://www.atsarts.com/ats/projecttemplate.php?id=28>



Lesson: "Drawing a soda can"; shading values, line



Lesson: Paint Clay, Face and Sun

Lesson: POP ART

*Elements and Principles of Design and Art

*Photos of students

*Photo shop Elements application of filters to photos

Lesson: Master Artist Research/ Painting